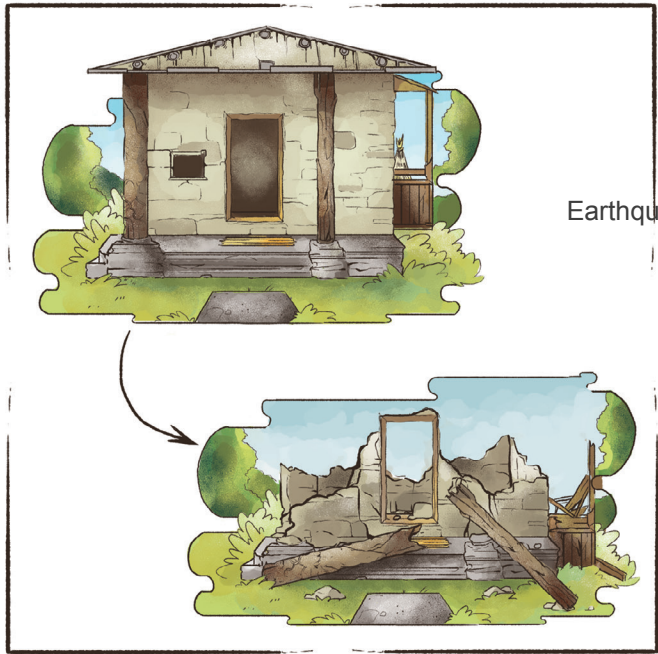



Lesson: How to build shelter from a roll of tarpaulin or plastic sheets




1. Wood frame tied with rope or duct tape (water proof)

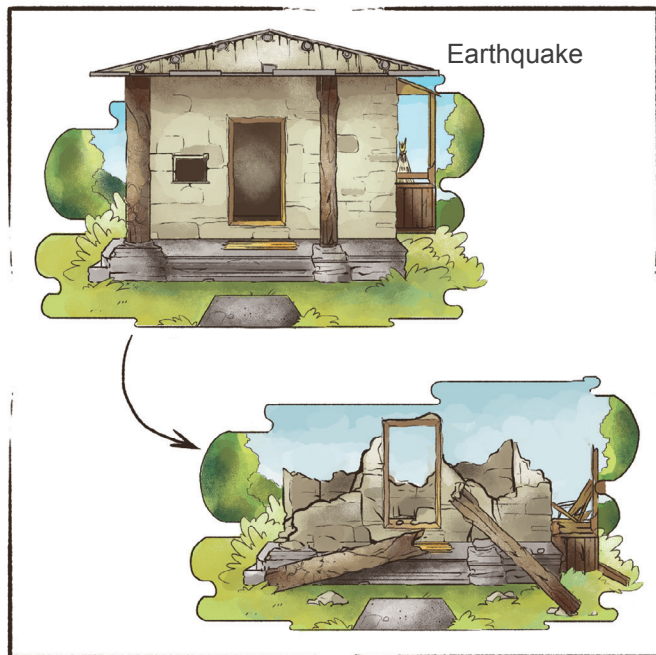
2. Roll of tarpaulin or plastic



3. For shade, place under trees or with dark tarpaulin or cloth





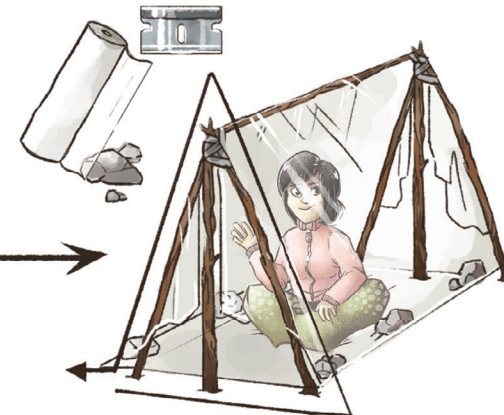
Lesson: How to build shelter from a roll of tarpaulin or plastic sheets



1. Wood frame tied with rope or duct tape (water proof)



2. Roll of tarpaulin or plastic



3. Can use tree branch

4. For shade, place under trees or with dark tarpaulin or cloth.

Lesson: How to build a shelter from a roll of tarpaulin or plastic sheets, rapidly, without using wood by using the terrace wall

