


Lesson: Adding manure in layers with straw and soil in a container or pit will improve its nutrients

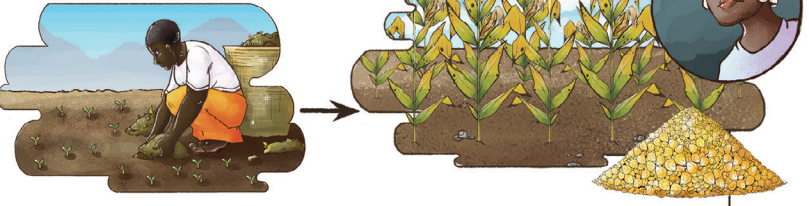
1. Traditional practice is to collect manure and store on ground or in pit



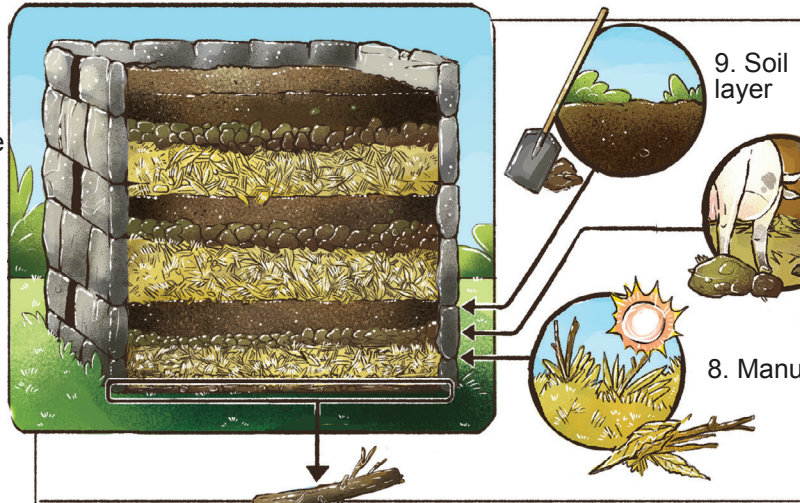
2. Spread manure



3. Low yield



4. Improved practice is to store manure inside walls, elevated, with repeating layers of straw, manure and soil



9. Soil layer

8. Manure layer

7. Layer of straw

5. Create storage structure with sticks, mud or brick

6. Bottom should be sticks to prevent water from soaking up



10. Optional: purchase thermometer at vendor and place in heap

11. If heap was built properly, it should become hotter over a period of weeks.

12. Let compost incubate for several weeks



13. Spread in field



14. Higher yields

Lesson: Adding manure in layers with straw and soil in a container or pit will improve its nutrients (continued)

15. Every few weeks, check compost heap

