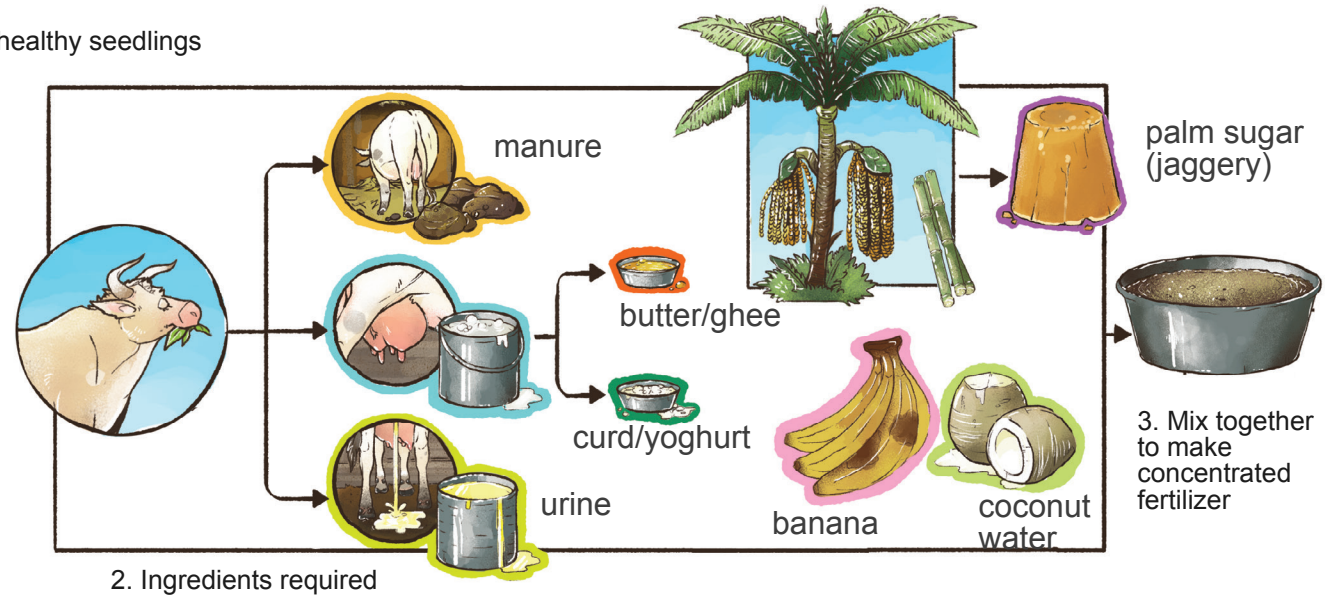



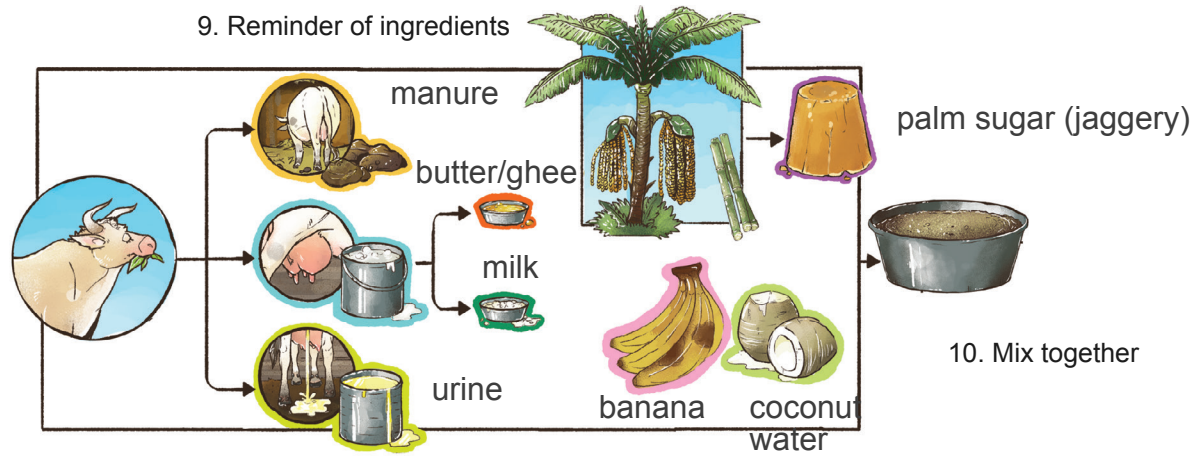
# Lesson: An indigenous biofertilizer improves germination and improves seedling health (panchakavya) (part I)

1. Traditional practice: Low germination, unhealthy seedlings




# Lesson: An indigenous biofertilizer improves germination and improves seedling health (panchakavya)(part 2)


8. Details of biofertilizer recipe: Mixtures should be kept in shade and kept open but covered with a mosquito net




11. Mix 7kg manure and 1kg butter/ghee



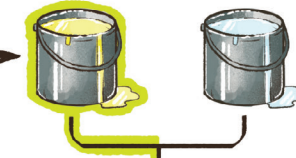
12. Mix morning and evening




13. Keep for 3 days





14. Add 10L cow urine and 10L water



15. Mix each morning and evening for 15 days



17. Incubate for 15 more days



16. After 15 days, add:  
cow milk - 3L  
yoghur/curd - 2L  
fresh coconut water - 3L  
jaggery/palm sugar - 3kg  
ripe banana - 12 bananas