



Lesson: To prevent spoilage of fruits and vegetables, a simple clay cooler may be built.




1. Problem: Farmer tries to sell vegetables such as tomatoes in the market but they spoil quickly, causing loss of income

10. Less spoilage



2. Improved practice


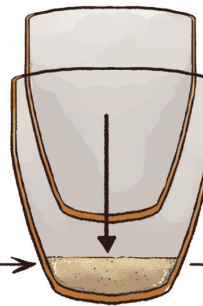


3. Materials needed:
1 large clay pot, 1 smaller clay pot,
sand, water and a cloth

4. Place sand
in large pot



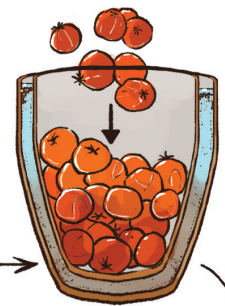
5. Insert small pot in
large pot and add
sand to outside of
small pot




6. Add water
to sand




7. Add fruits/vegetables
into small pot



8. Cover
with wet
cloth



9. When exposed to heat,
water in sand evaporates,
which will cool inner pot



11. Higher income

