
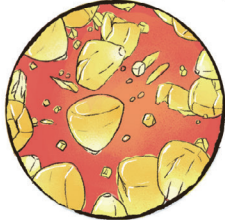


Lesson: Instead of removing grains of maize by beating sacks with a stick, a hand tool can be made from a tin can which is faster and less painful and results in less toxin in the grain.

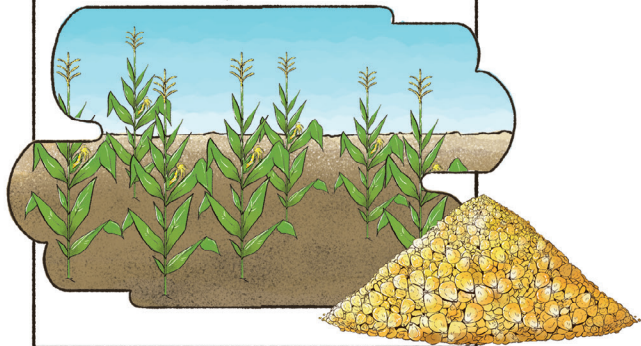
1. Traditional practice




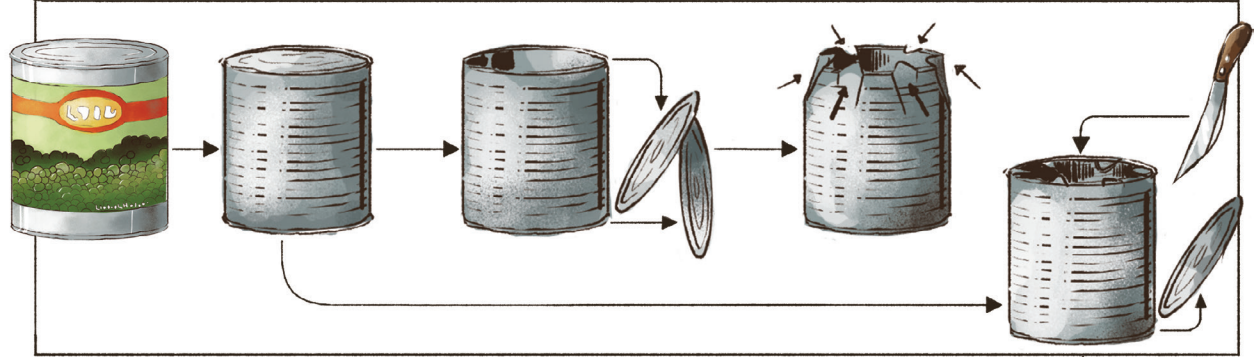
2. Painful



3. Damages seed and cobs which allows more disease during seed storage which can produce toxins. Also, if these seeds are sown, germination may be low



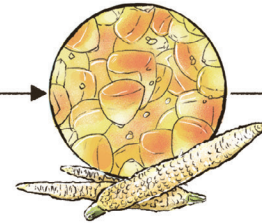
4. New tool: hand maize sheller: remove lid from can, then make cuts with a knife and fold inward



5. Insert cob in tool and rotate cob



6. Seeds and cobs do not break. Less human pain



7. Improved germination, less disease when these seeds are sown and fewer toxins when eaten

