


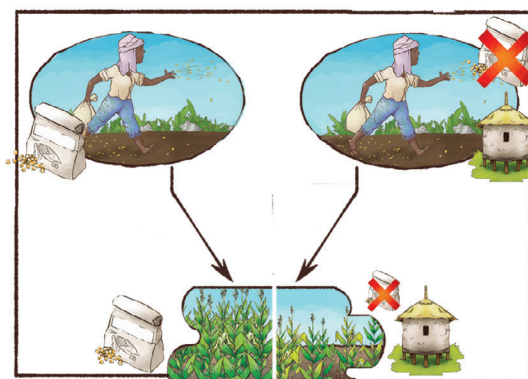
Lesson: Before adopting any new product (e.g. seed packet) or practice, it is important to test it on a small plot using a scientific method.

1. Traditional practice: Purchase seed or product, then apply onto entire plot.

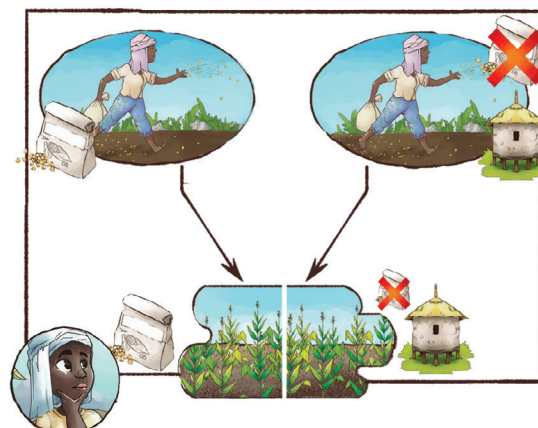


2. The field may show improvement, but the improvement may not be due to the new seed or product, but instead due to other factors. A scientific method can help to evaluate the effectiveness of a new seed or product, to determine whether or not it should be re-purchased.

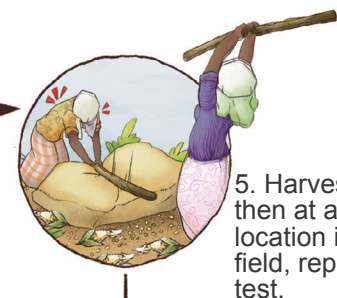
3. Improved practice: Apply the new seed or practice on only half of the plot, keeping the other side with the traditional seed or practice. Conduct the test using only a small portion of the farm.



4. Evaluate both half plots.



6. Evaluate both half plots (second trial). If the new seed or product resulted in benefits in both years, then it is beneficial.



5. Harvest, sow, then at a different location in the field, repeat the test.