


Lesson: Adding manure in layers with straw and soil in a container or pit will improve its nutrients


1. Traditional practice is to collect manure and store on ground or in pit



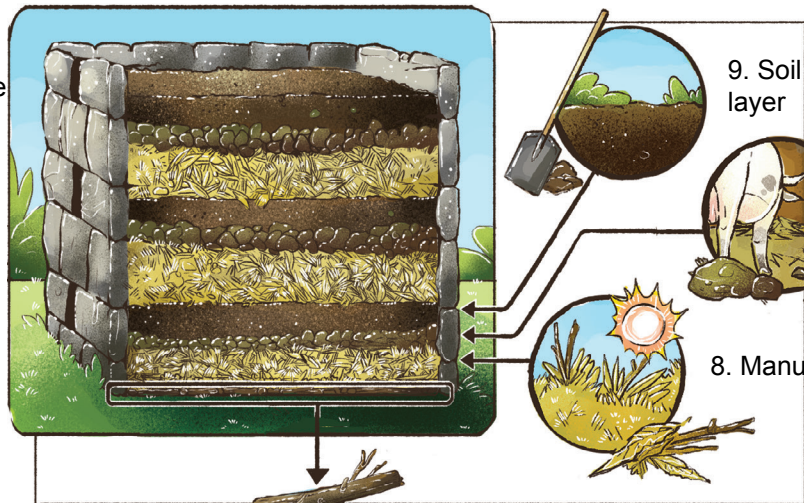
2. Spread manure



3. Low yield



4. Improved practice is to store manure inside walls, elevated, with repeating layers of straw, manure and soil



9. Soil layer



8. Manure layer





7. Layer of straw

6. Bottom should be sticks to prevent water from soaking up



10. Optional: purchase thermometer at vendor and place in heap





11. If heap was built properly, it should become hotter over a period of weeks.

12. Let compost incubate for several weeks



13. Spread in field



14. Higher yields



Lesson: Adding manure in layers with straw and soil in a container or pit will improve its nutrients (continued)

15. Every few weeks, check compost heap

17. If clump is very wet, then mix heap from top to bottom

16. Clump with hand

18. If the clump does not stick into a ball, then add water

